



# INNOVATION FOR GREEN IDEAS



**New 56V professional battery-powered range.**  
Maximum performance, zero compromise.

# INNOVATION FOR GREEN IDEAS

Are you a professional looking for **power, comfort** and **reliability** when working on large green areas or substantial vegetation?

Count on the new **56V professional battery-powered range**.

Convenience, performance and all the **technology** you need to get the job done easily and professionally.



## A power you know

The new range is a true alternative to petrol engines, without making any compromises.



## Unparalleled reliability

Designed with the same mechanical components as our intensive-use equipment, the new range is ideal for tackling even the harshest conditions



## Constant Power

Constant power technology that guarantees full power and performance until the battery is completely drained.



## Brushless motors

All models are equipped with state-of-the-art brushless motors to ensure high efficiency, reliability and low maintenance.



## Vector Control of the motor

The control electronics guarantee the battery's energy is used to its full potential: no dissipation and a long lasting charge.



## A full tank of energy

One of the best energy-to-weight ratios on the market: the batteries are light compared to the vast amount of energy they store and deliver.



## Reduced charging times

The battery charging time is among the best in its field: only 29 minutes to charge 80% of the battery (Bi 540).



## Ample and extensive digital display

View comprehensive information on remaining charge, selected speed, smartphone connection, and maintenance indications.



## User connection

Thanks to the dedicated smartphone app, users can register their equipment, view the amount of hours worked and access Oleo-Mac's digital channels.

# INNOVATION AT THE HEART OF EVERY TOOL

A **battery charger** and **3 sizes of 2.5 Ah, 4 Ah and 8 Ah** interchangeable batteries complete the range, allowing users to choose the most appropriate capacity for the tool in use.

The new types of cells and the **control system** used allow for **long battery life** without deterioration, as well as reduced working times. The batteries feature a **very low weight compared to the energy contained**, with a Wh/kg ratio at the top of its class.

The **CRG 520** fast charger, with a maximum power output of 360 W, ensures reduced loading times.

The charging speed is the fastest allowed by technology, minimizing charging time while preserving battery life.

## Excellent energy-to-weight ratio

The batteries are incredibly **light** when compared to the amount of energy they can store and release, thanks to latest generation **lithium cells**.

## Low charging times

**Charging time is reduced:** it only takes 29 minutes to recharge 80% of energy.



**Bi 525    Bi 540    Bi 580    CRG 520**

## TECHNICAL DETAILS

BATTERY	Bi 525	Bi 540	Bi 580
Voltage	56V	56V	56V
Capacity	2.5 Ah	4 Ah	8 Ah
Weight	1.14 kg	1.48 kg	2.70 kg
Energy	126 Wh	202 Wh	403 Wh
Energy-to-weight ratio	111 Wh/kg	136 Wh/kg	149 Wh/kg
80% Charging time	29 min	29 min	65 min
100% Charging time	35 min	45 min	80 min

BATTERY		Bi 525	Bi 540	Bi 580
Brushcutter	BCi 530 S/BCi 530 T	☾ *	●	
Multifunction brushcutter	BCi 530 D	☾ *	●	
Telescopic pruner	PPXi 530	☾ *	●	
Pole hedgetrimmer	BCi 530 HL	☾ *	●	
Blower	BVi 570	☾ *	●	
Lawnmower	Gi 548 P/Gi 548 V/Gi 553 V	○	☾	●
Hedgetrimmer	HCi 560	●	☾	

# DIGITAL DISPLAY

Our 56V professional range is equipped with a digital display showing **detailed** and **comprehensive information**, **highly functional** and **practical**. The bright LEDs ensure perfect visibility, even under the sun.

## HAND-HELD PRODUCTS



### 1 Start button and speed adjustment

With a single button, control the switch on and speed settings: there are 4 different speed levels to choose from.

### 2 Speed level indicator

### 3 Battery charge level

### 4 Smartphone connection

Connect your equipment and batteries to your smartphone.

### 5 Maintenance alert

Know right away when you need to visit an authorized maintenance center.

### 6 Temporary stop

Receive a notification for any errors that can be solved autonomously.

## LAWNMOWERS



### 1 Battery charge level

View the state of charge of the 2 batteries.

### 2 Smartphone connection

Connect your equipment and batteries to your smartphone.

### 3 Forward speed adjustment

Adjust the forward speed of the mower with the "-" and "+" keys. Option available in self-propelled models.

### 4 View selected speed

### 5 Eco Mode


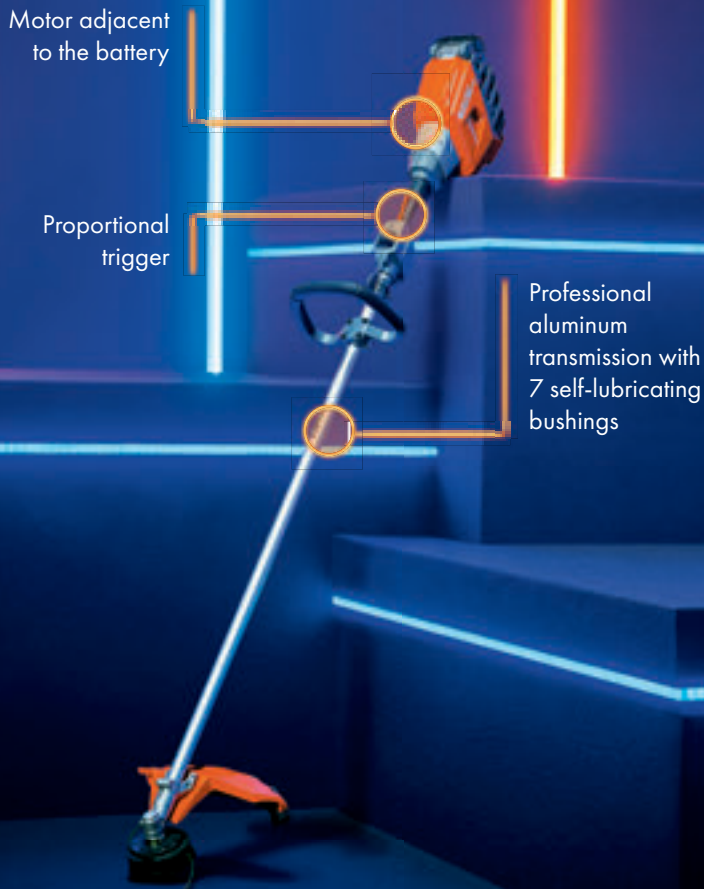
Reduce the use of energy during less demanding cuts to work for longer. The green LED indicates its activation.

### 6 Maintenance alert

Know right away when you need to visit an authorized maintenance center.

### 7 Temporary stop

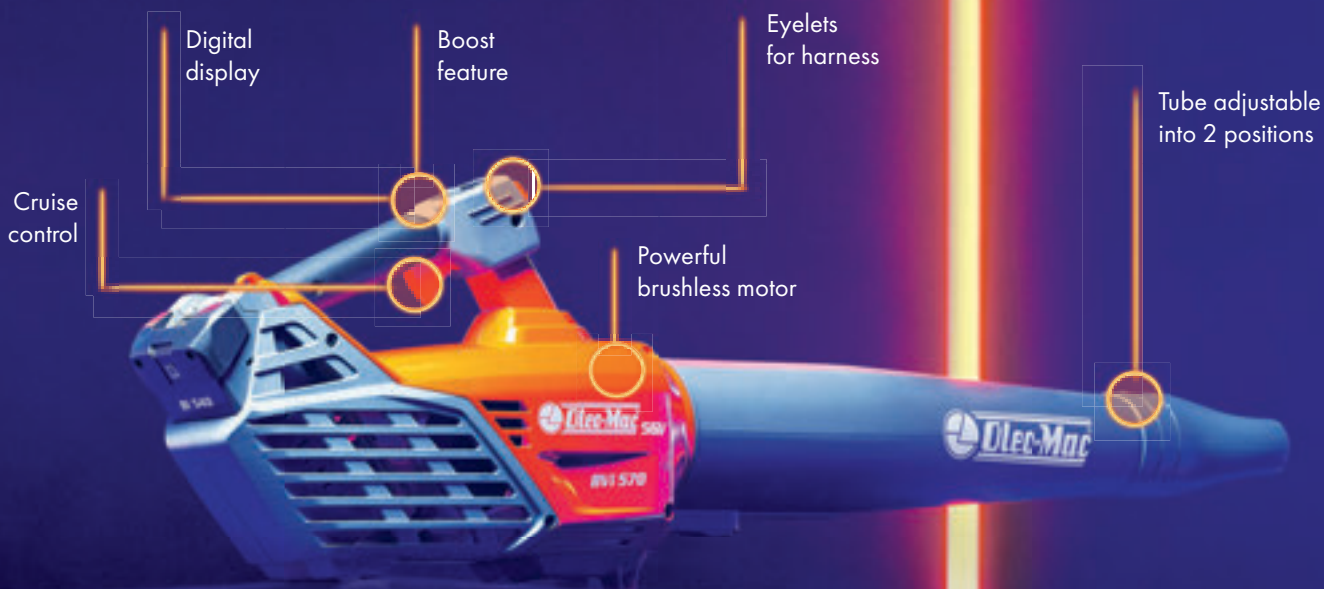
Receive a notification for any errors that can be solved autonomously.



## BCi 530 S and BCi 530 T BRUSHCUTTERS

**Light, powerful and vibration-free machine:** the perfect tool for professional cleaning of overgrown vegetation and heavy-duty cutting. Depending on the scope of work required, it can work at **4 different speeds**, selectable through the central button on the display; plus, thanks to its **proportional trigger**, the speed can be further adjusted according to the type of work. All of the power curves have been optimized to deliver excellent performance at even the lowest speeds. **Metal disc supplied** as standard with T version, optional with S version.

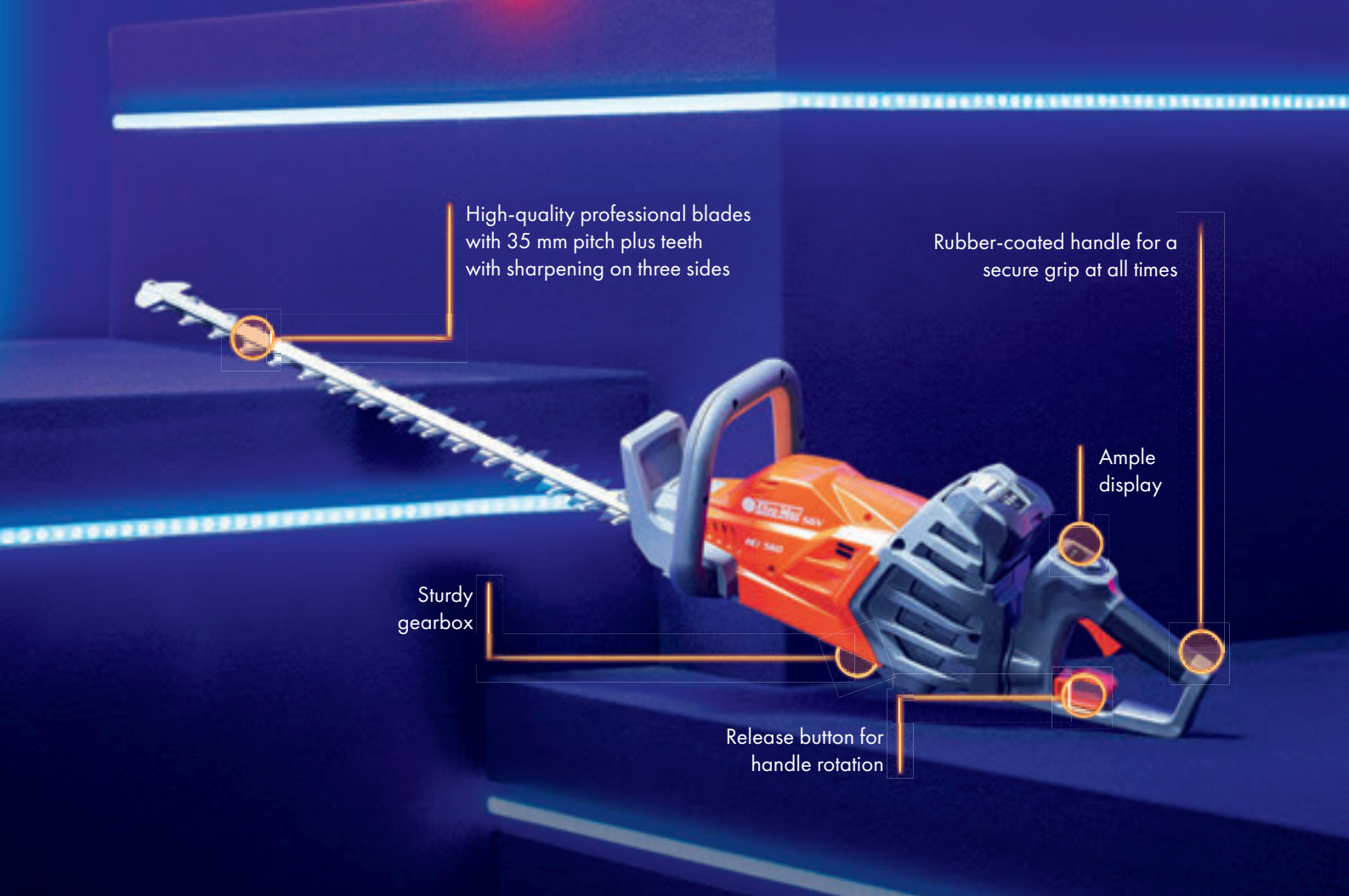
MODEL		BCi 530 S	BCi 530 T
Motor			brushless
Mechanical power at bevel gear output			1.34 HP/1.0 kW
Voltage			56V
Tool speed at speed 4			6800 rpm
Transmission tube diameter (shaft ø)		26 mm (7 mm steel shaft with hollow shaft)	
Strap		single	single with cushion
Cutting equipment	standard	Load&Go Ø 110 mm Nylon line Ø 2.4 mm	Load&Go Ø 110 mm Nylon line Ø 2.4 mm + 3-tooth disc Ø 255 mm
	compatible	3-tooth disc Ø 255 mm	-



## BVi 570 BLOWER

Offering power equivalent to a petrol model, with a much lighter weight, the **BVi 570 blower** is ideal for the cleaning of large areas. Adjustable to **3 speed levels** as well as a **boost function** for maximum thrust on larger residue. **Cruise control** function for ultimate comfort in situations that require constant work over a long period of time.

MODEL	BVi 570
Motor	brushless
Max power of the machine	1.34 HP/1.0 kW (boost)
Voltage	56V
Boost outlet air speed	55 m/s
Boost output air flow rate	850 m <sup>3</sup> /h
Proportional trigger	yes
Air speed adjustment	3 levels + boost
Boost feature	yes
Cruise control feature	yes
Weight without battery	2.3 kg



High-quality professional blades with 35 mm pitch plus teeth with sharpening on three sides

Rubber-coated handle for a secure grip at all times

Ample display

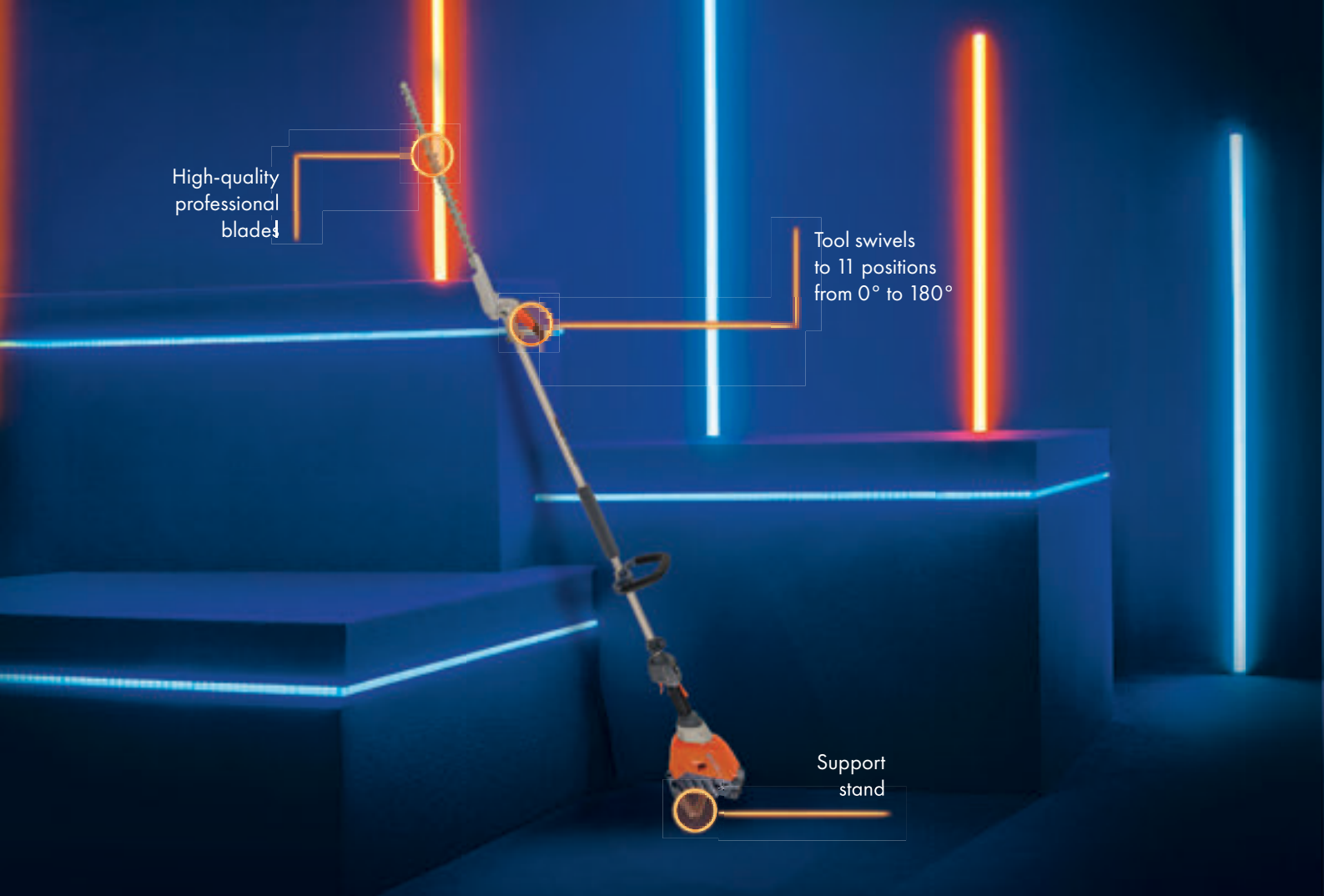
Sturdy gearbox

Release button for handle rotation

## Hci 560 HEDGETRIMMER

A very light weight (only 4.8 kg with 2 Ah battery), high-quality blades, and a powerful motor that delivers up to more than 3700 cuts per minute make this **hedgetrimmer** the ideal product for **professional, effective work** on hedges with substantial branches and thick foliage. The **compact**, tapered shape and **180° swivel handle** allow for easy penetration into even the thickest vegetation.

MODEL	Hci 560
Motor	brushless
Voltage	56V
Blade length	600 mm
Blade pitch	35 mm
Blade speed	3400 cuts/min
Weight	3.70 kg

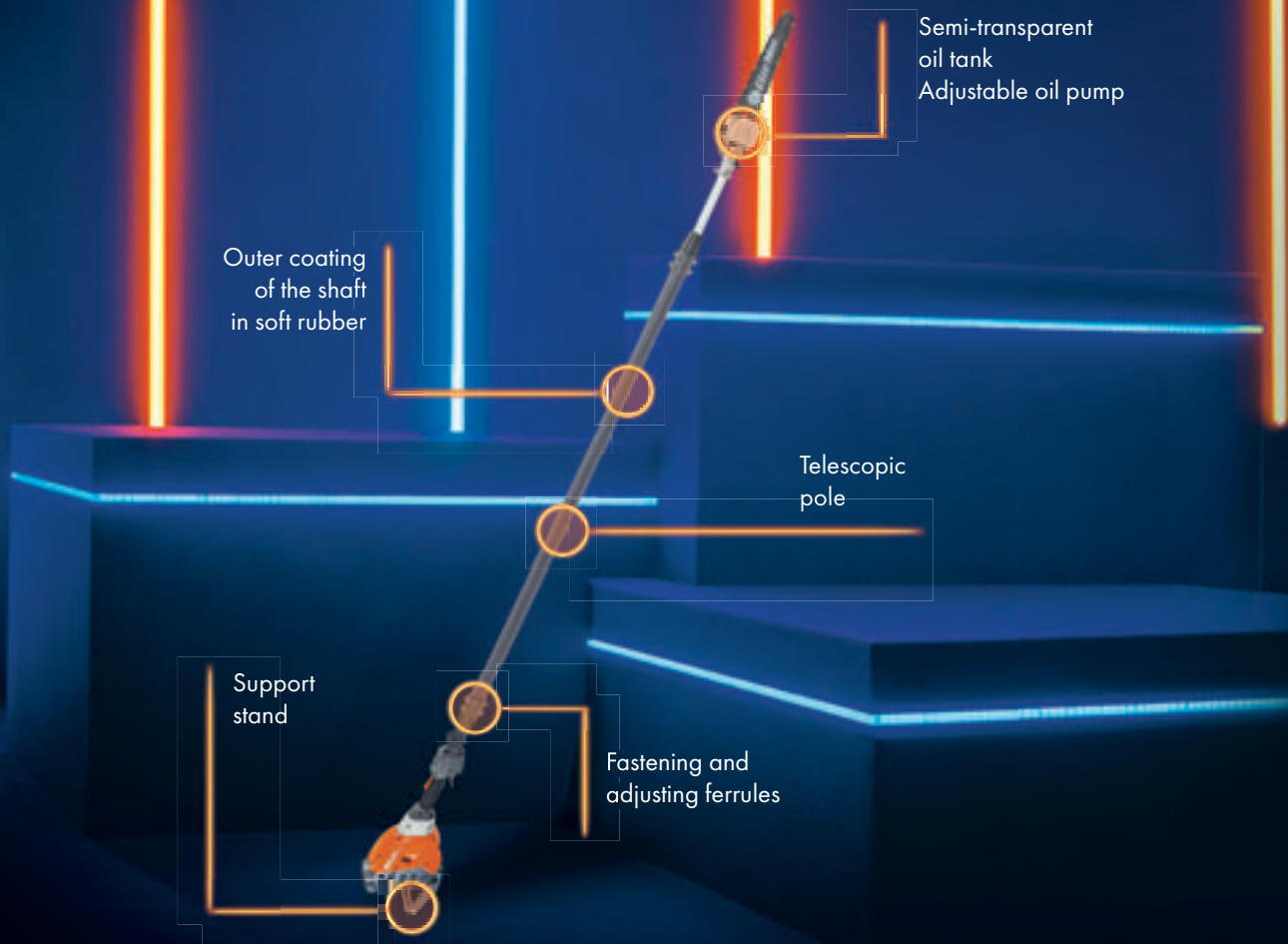


## BCi 530 HL POLE HEDGETRIMMER

The **BCi 530 HL professional pole hedgetrimmer** is the right tool for precise and effective work on tall, dense, and extensive hedges. The **selection of different cutting speeds** (up to 4600 cuts/minute) allows you to work, with the right amount of energy, on both thin-leaved hedges and substantial vegetation. The tool is **adjustable to 11 different positions** to guarantee maximum comfort while you work. The high-performance Power Unit, an exceptionally strong 55 cm blade and **low weight** make this tool well-suited for the maintenance of public and private spaces, as well as for demanding homeowners.

MODEL	BCi 530 HL
Motor	brushless
Mechanical power output	1.34 HP/1.0 kW
Voltage	56V
Tool speed	4600 cuts/min
Total machine length	2.4 m
Weight	550 mm
Blade length	5.40 kg
Blade pitch	35 mm
Adjustable blade	adjustable in 11 positions from 0° to 180°
Transmission tube diameter (shaft ø)	26 mm (steel shaft 7 mm)

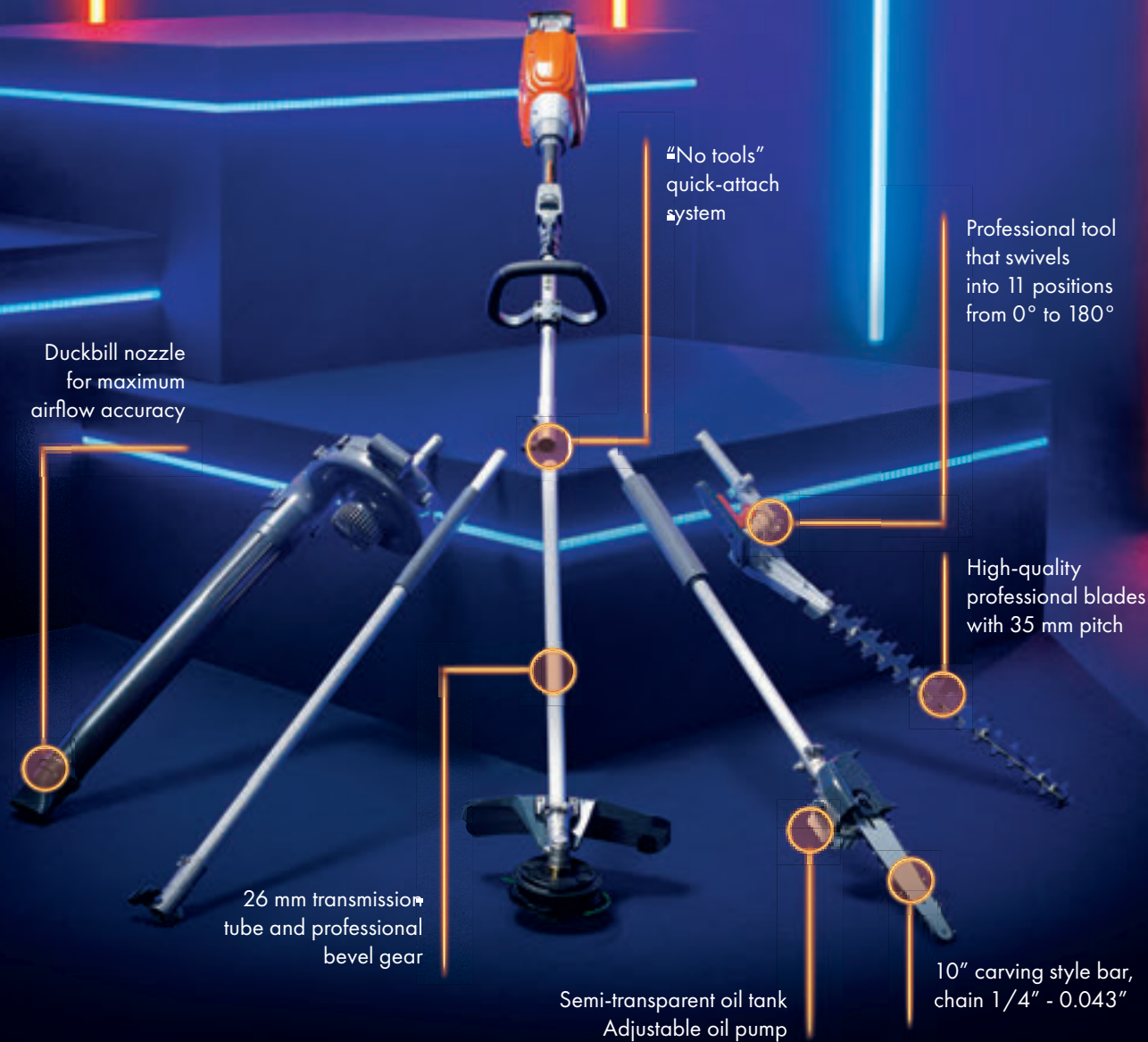




## PPXi 530 TELESCOPIC PRUNER

The PPXi 530 telescopic pruner is the battery-powered alternative to the professional petrol-powered PPX 275. In fact, to ensure the same performance, it shares all the same **mechanical parts**, combined with all the advantages of new technology. Equipped with an **adjustable, extendable rod on steel springs**, it allows for excellent results even on trees over 5m high, without resorting to the use of ladders or other lifting devices. The 1/4" chain and **high cutting speed (20 m/s)** make it a practical and extremely effective machine in professional pruning tasks.

MODEL	PPXi 530
Motor	brushless
Max electric power of the machine	1.5 HP/1.15 kW
Machine length	2.65 m/3.85 m
Voltage	56V
Bar length	300 mm (12")
Chain (pitch - thickness)	1/4" x .043"
Chain speed	20 m/s
Oil tank capacity	0.18 l
Oil pump	adjustable
Weight (without bar and chain)	6.20 kg



Duckbill nozzle for maximum airflow accuracy

"No tools" quick-attach system

Professional tool that swivels into 11 positions from 0° to 180°

High-quality professional blades with 35 mm pitch

26 mm transmission tube and professional bevel gear

Semi-transparent oil tank  
Adjustable oil pump

10" carving style bar, chain 1/4" - 0.043"

## BCi 530 D MULTIFUNCTION

Designed and developed for professional groundskeepers grappling with a wide range of needs, in rural or urban areas, even in the most challenging settings. Ideal for cutting lawns, pruning hedges, trimming trees and bushes, blowing leaves or debris. The high motor power, equivalent to 1.3 HP, allows for maximum performance of the various applications connected. The **"no tools" quick-attach system**, allows you to switch from one application to another with top speed and without the need for any extra tools: just insert the application to attach it and screw on the knob to secure it.

**POWER UNIT****BCi 530 D**

Motor	brushless
Mechanical power output	1.34 HP/1.0 kW
Voltage	56V
Weight	2.9 kg

**BRUSHCUTTER APPLICATION**

Transmission tube diameter (shaft $\varnothing$ )	26 mm
Cutting equipment	Load&Go $\varnothing$ 130 mm Nylon line $\varnothing$ 2,4 mm
Cutting diameter with head	390 mm
Application weight/Complete machine weight	1.1 kg/4.0 kg

**PRUNER APPLICATION**

Transmission tube diameter (shaft $\varnothing$ )	26 mm (steel shaft 7 mm)
Bar length	254 mm (10")
Chain (pitch x thickness)	1/4" - .043"
Oil tank capacity	0.18 l
Oil pump	adjustable
Application weight/Complete machine weight	1.7 kg /4.6 kg
Total machine length (Power Unit+Pruner)	2.1 m

**HEDGETRIMMER APPLICATION**


Blade length	550 mm
Blade pitch	35 mm
Adjustable blade	adjustable in 11 positions from 0° to 180°
Transmission tube diameter (shaft $\varnothing$ )	26 mm (steel shaft 7 mm)
Application weight/Complete machine weight	2.1 kg/5.1 kg
Total machine length (Power Unit+Hedgetrimmer)	1.9 m

**BLOWER APPLICATION**

Air flow rate	600 m <sup>3</sup> /h
Air speed	60 m/s
Transmission tube diameter (shaft $\varnothing$ )	26 mm
Application weight/Complete machine weight	1.5 kg/4.4 kg

**EXTENSION**

Weight	0.7 kg
Tube diameter	26 mm
Tube length	750 mm



## Gi 548 P, Gi 548 V and Gi 553 V LAWNMOWERS

The **Gi 548 P, Gi 548 V and Gi 553 V** mowers are designed to deliver the same performance as petrol mowers. **The exceptional power of the 2.1 kW engine**, at the absolute top of its class, makes them suitable for fearlessly tackling even the most **demanding work**, like thick, wet grasses and the first cuts of the season. The Power Unit houses up to 2 x 8 Ah batteries allowing for **outstanding power on board** (up to 806 Wh) and for long uninterrupted work. The batteries are drained sequentially to optimize the remaining charge for subsequent work. The **digital display** with speed adjustment buttons and ECO cutting mode make them versatile for multiple types of work, using only the energy that is actually required.

MODEL	Gi 548 P	Gi 548 V	Gi 553 V
Deck	steel	steel	steel
Motor	brushless	brushless	brushless
Voltage	56V	56V	56V
Maximum machine power	2.1 kW	2.1 kW	2.1 kW
Batteries	up to 2	up to 2	up to 2
	Bi 525	no	no
	Bi 540	yes	yes
	Bi 580	yes	yes
Traction	no	yes, independent motor	yes, independent motor
Forward speed adjustment	-	yes	yes
Forward speed	0-5 km/h	0-5 km/h	0-5 km/h
Cutting height	28-75 mm	28-75 mm	28-75 mm
Cutting height adjustment	centralized	centralized	centralized
No. of cutting positions	5	5	5
Cutting width	46 cm	46 cm	51 cm
Mulching plug	standard	standard	standard
Mulching blade	standard	standard	standard
Mulching	standard	standard	standard
Side discharge	yes	yes	yes

# BATTERY RUN TIMES

TYPE OF WORK		BRUSHCUTTER		BLOWER		HEDGETRIMMER	
		BCi 530 S / BCi 530 T		BVi 570		HCi 560	
		LIGHT	INTENSIVE	MIN SPEED	MAX SPEED	LIGHT	INTENSIVE
Bi 525 (2.5 Ah, 126 Wh) up to	Head	21 min	11 min	19 min	11 min	90 min	60 min
	Disc	28 min	19 min				
Bi 540 (4 Ah, 202 Wh) up to	Head	33 min	18 min	30 min	17 min	150 min	100 min
	Disc	45 min	30 min				
Bi 580 (8 Ah, 403 Wh) up to		-	-	-	-	-	-
		-	-	-	-	-	-

TYPE OF WORK		MULTIFUNCTION					
		BCi 530 D + BRUSHCUTTER		BCi 530 D + HEDGETRIMMER		BCi 530 D + PRUNER	
		LIGHT	INTENSIVE	LIGHT	INTENSIVE	LIGHT	INTENSIVE
Bi 525 (2.5 Ah, 126 Wh) up to	Head	19 min	10 min	42 min	31 min	95 min	65 min
	Disc	25 min	17 min				
Bi 540 (4 Ah, 202 Wh) up to	Head	30 min	16 min	67 min	50 min	150 min	100 min
	Disc	41 min	27 min				
Bi 580 (8 Ah, 403 Wh) up to		-	-	-	-	-	-
		-	-	-	-	-	-

\*Note: cuts wood of up to 10 cm in diameter.

<b>POLE HEDGETRIMMER</b>		<b>POLE PRUNER</b>	
BCi 530 HL		PPXi 530	
LIGHT	INTENSIVE	LIGHT	INTENSIVE
50 min	37 min	80 cuts	55 cuts
80 min	60 min	125 cuts	85 cuts
-	-	-	-
-	-	-	-

\* Note: cuts wood of up to 10 cm in diameter.

## Batteries and Chargers



<b>BCi 530 D + BLOWER</b>		<b>Gi 548 P</b>		<b>Gi 548 V</b>		<b>Gi 553 V</b>	
MIN SPEED	MAX SPEED	1 BATT.	2 BATT.	1 BATT.	2 BATT.	1 BATT.	2 BATT.
11 min	7 min	-	-	-	-	-	-
18 min	11 min	550 m <sup>2</sup>	1100 m <sup>2</sup>	510 m <sup>2</sup>	1020 m <sup>2</sup>	470 m <sup>2</sup>	940 m <sup>2</sup>
-	-	1100 m <sup>2</sup>	2200 m <sup>2</sup>	1020 m <sup>2</sup>	2040 m <sup>2</sup>	940 m <sup>2</sup>	1880 m <sup>2</sup>

Run times may vary depending on working conditions and on the wood or type of vegetation being worked on.

For lawn mowers, performances are calculated with ECO mode and also depend on the shape of the garden, the characteristics of the surface (length, humidity of the grass), the forward speed and the type of cut (collection, mulching or side discharge).

Subject to change. Some models are only available in certain markets. -2024



It's an **Emak S.p.A.** trademark  
42011 Bagnolo in Piano (RE) Italy

[myoleomac.com](https://myoleomac.com)

